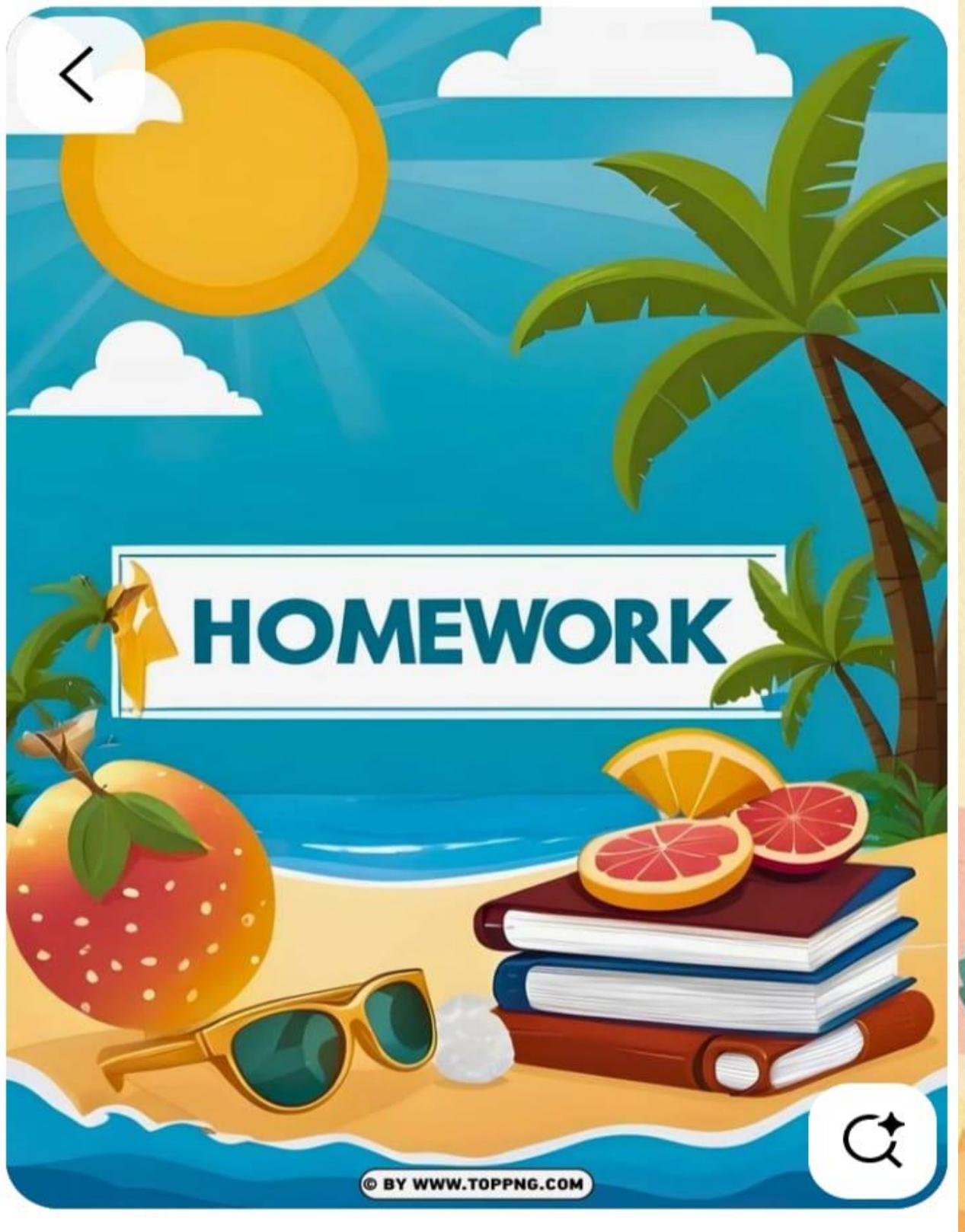


Have a great



VaCaTion!




© BY WWW.TOPPNG.COM








# HELLO SUMMER!




Summer is a time to relax, be productive and to get ahead. As important as it is to rest and enjoy, it is also important to continue to learn. You can spend your time as you wish but make sure that along with enjoying and relaxing make this summer a time to learn new things, exploring the opportunities available.



To enhance your learning, we have planned activities to keep your skills sharp and concepts clear. Use your energy and give a vent to your creativity. It will surely enhance your learning process.



Relax, enjoy, have lots of fun and come back refreshed.



W/ PARTY W/

## General Instructions

Dear Parents

We have compiled a set of sheets and some activities to keep your child engaged in learning activities during the Summer Vacation. You may have to help your child to complete the homework.

### **Some points to keep in mind:**

- You need to take a printout of the homework sheets.
- Provide the required assistance to your child to complete the homework.
- Make sure that your child submits the homework to the class teacher when the school re-opens after the Summer Vacation on 14<sup>th</sup> July, 2023.
- Bring holidays homework and beautifully decorated folder.
- Revise all the Written and Oral work of all subjects done till now.
- Kindly inculcate reading habits and read good books.
- Originality of the work will be appreciated.
- Project/ Homework will be assessed on the basis of neatness, creativity and originality of idea.

**HOPE YOU SPEND QUALITY TIME WITH YOUR CHILD.**

**WISHING ALL THE KIDS A GLORIOUS SUMMER BREAK!**







# All About Me



My first name is \_\_\_\_\_

My last name is \_\_\_\_\_



My birthday is on: \_\_\_\_\_

I am a: girl  
boy

I am \_\_\_\_\_ years old.



My mummy's name is \_\_\_\_\_

My daddy's name is \_\_\_\_\_

I live \_\_\_\_\_



My parents' telephone number is \_\_\_\_\_

The name of my school is \_\_\_\_\_



My favorite color is \_\_\_\_\_



My favorite food is \_\_\_\_\_



## English

**"Reading is a basic tool in the living of a good life."**

Reading comprehension

The kids look for bugs. What bugs do they see? They see an ant. The ant has a hill. They see a ladybug. It has red and black spots. They see a spider. The spider is fat with thin legs. The spider makes a web. A butterfly is out too. It has big wings. The wings go flap. Now they see a yellow and black bug. It has wings. It can buzz. It can sting. What bug is it? It is not an ant. It is not a ladybug. It is not a spider. It is not a butterfly. It is a bee. The kids let this bug pass.

What bug goes buzz?


What bug has big wings that flap?.

What does the spider make?

What bug is red and has black spots?.





 **Make as many words as you can from the given words.**

FLOATING - FLOAT GOAT LONG TON

1. MORNING .....

2. RELAXING .....

3. LARGEST .....

4. STREAM .....

5. FLUTTERS .....

## Grammar

 **Use This / That / These / Those. Write sentences.**



1. **That is a tree.** .....



2. ....



3. ....



4. ....



✓ A. Fill in the blanks with **describing words**.

two

~~black~~

long

orange

strong



Hi!


My favourite animal is a tiger.

Tigers are <sup>(1)</sup> ..... **black** ..... and <sup>(2)</sup> .....

They have a <sup>(3)</sup> ..... tail and four  
<sup>(4)</sup> ..... legs.

They've <sup>(5)</sup> ..... small eyes too. I love tigers.

and four big pink <sup>(5)</sup> ..... on the trees.





Look at the pictures and complete the story using the words below.

old man

hand

seven

road

cars

zebra crossing

buses

school

smiles

red

Rashid is <sup>(1)</sup> 7 ..... years old. He walks to <sup>(2)</sup> .....  
every morning.



One day, he sees an <sup>(3)</sup> ..... on the <sup>(4)</sup> .....



The old man cannot cross the road. A lot of <sup>(5)</sup> ..... and



<sup>(6)</sup> ..... pass by. He feels scared. He is very weak.

Rashid tries to help him. He tells the old man to hold his <sup>(7)</sup> .....



They wait for the traffic light to get <sup>(8)</sup> ..... Then, they cross the

road at the <sup>(9)</sup> .....



The old man is happy. He thanks Rashid.

Rashid <sup>(10)</sup> ..... and says, "Welcome, Dadu".



A. Tick (✓).

1. **This / These** is my pet.
2. **These / This** books are nice.
3. **That / Those** are new jackets.
4. **These / That** is a red shirt.
5. **Those / This** is a heavy box.
6. **That / Those** are my friends.




B. Fill in the blanks.


1. .... (This / These) are my friends.
2. .... (Those / That) is the sun.
3. .... (This / Those) tigers are scary.
4. .... (This / These) is a pink lotus.
5. .... (This / Those) are shirts.
6. .... (That / These) clothes are dirty.








this  
these








that  
those

● Complete the sentences below with:  
this, these, that or those

1. \_\_\_\_\_ shoes are black.
2. \_\_\_\_\_ shoes are gray.
3. \_\_\_\_\_ pen is small.
4. \_\_\_\_\_ pen is very large.
5. The time on \_\_\_\_\_ clock is 5:00.
6. The time on \_\_\_\_\_ clock is 11:50.
7. \_\_\_\_\_ plane is a toy.
8. \_\_\_\_\_ plane isn't a toy.
9. \_\_\_\_\_ cat is eating
10. \_\_\_\_\_ cat isn't eating.
11. \_\_\_\_\_ glasses are for reading.
12. \_\_\_\_\_ glasses are sunglasses.

B. Look at the pictures. Choose from the given clues the correct describing word and fill in the blanks.

Clue : big, small



Ravi lives in a \_\_\_\_\_ house. Harry lives in a \_\_\_\_\_ house.

Clue : sunny, rainy



Yesterday was a \_\_\_\_\_ day. Today is a \_\_\_\_\_ day

C. **Underline the adjectives in the following sentences.**

1. They lived in a grand palace.
2. His father is an honest policeman.
3. These mangoes are sweet.
4. My friend has a beautiful frock.
5. Mr Sharma is a rich man.
6. There was a large crowd in the market.
7. Ashoka was a kind emperor.
8. The plant has yellow flowers.



**1. Underline the adjective in the following sentences.**

2. I have a red ball.
3. Mother has a sharp knife.
4. These are sweet apples.
5. This is a lovely doll.
6. The thirsty boy drank all the water.
7. It is a rainy day.
8. The box is very heavy.
9. The mangoes are sweet.
10. Sunil has a new pen.
11. I have two pencils.
12. Mohan has two dogs.
13. His hair is curly.
14. They write in a long notebook.
15. She is a good girl.
16. This bag is heavy.

**2. Fill in the blanks with suitable adjectives from Brackets.**

1. The packet is very ..... (heavy/young).
2. Delhi is a ..... city. (round/big).
3. Respecting elders is a ..... habit. (good/bad).
4. The giraffe has a ..... neck. (long/short).
5. When it rains, the road gets ..... (dry/muddy).
6. The table is ..... (dirty/muddy).

**\*Adjective Collage\*:** Cut out pictures from magazines and create a collage with adjectives describing each image.

## Maths

Q1. Complete the following questions from the given hints:-

162	328	273	184
680	204	127	95
755	827	951	616

In the table, Can you find?

Q2. Write the smallest and greatest number in each set and Arrange them in Ascending order:

A number between 100 and 150	
A number between 900 and 1000	
A number smaller than 100	
A number between 300 and 400	
A number that has 6 tens	
A number that has 5 ones	
A number that has 6 hundreds.	
A number that has 2 digits the same.	
A number with no tens	



	Smallest	Greatest	Ascending order
1,3,5,4			
3,0,7,2			
9,8,5,1			
6,7,4,0			
5,9,2,1			
3,6,10,8			



Q3. Fill in the blanks with  $<$ ,  $>$  or  $=$ .

a)  $116$  \_\_\_\_\_  $142$

b)  $233$  \_\_\_\_\_  $147$

c)  $203$  \_\_\_\_\_  $349$

d)  $382$  \_\_\_\_\_  $209$

e)  $232$  \_\_\_\_\_  $109$

f)  $159$  \_\_\_\_\_  $240$

g)  $304$  \_\_\_\_\_  $110$

Q4. Write the place value of the underlined digit of the given numbers:-

<u>1</u> 54	<u>5</u> 0	4 <u>4</u> 7	<u>7</u>	<u>8</u> 43	<u>8</u> 00
3 <u>4</u> 5	_____	<u>8</u> 94	_____	3 <u>3</u> 4	_____
6 <u>7</u> 4	_____	<u>2</u> 53	_____	4 <u>4</u> 6	_____
4 <u>5</u> 1	_____	<u>3</u> 76	_____	<u>6</u> 25	_____
8 <u>5</u> 5	_____	54 <u>2</u>	_____	<u>1</u> 68	_____
<u>3</u> 69	_____	1 <u>6</u> 4	_____	7 <u>3</u> 8	_____
<u>4</u> 09	_____	38 <u>9</u>	_____	7 <u>9</u> 9	_____
7 <u>0</u> 7	_____	<u>3</u> 28	_____	<u>8</u> 48	_____

Q5. BRAIN TEASER

110	809	436	999	429	545	677	500
390	981	541	234	123	632	549	899

Find the numbers from the grid given above:-

(i) A number in which all the digits are same.

(ii) A number that has 6 in the hundred's place.

(iii) A number in which the digit in hundreds house and ones house is same.

(iv) A number that comes between 109 and 111.

Q6. Addition (With Carry):

### ACTIVITY-

Record the birthdays of your family members in a scrap book. The birthday should be in

ascending order of age (youngest numbers of the family to the eldest member of the family.) Also paste pictures of your family member.

Link for the activity - <https://www.youtube.com/watch?v=nghKU-JbVj8>

➤ Learn " Tables" from (2 to 4) and revise daily.

### Environment Studies

#### A: MCQ Based Questions

1: Food is important for us because it helps us to:

Sleep

Grow and stay healthy

Dance

Play games

2: Which of the following is a healthy food?

Chips

Fruits

Chocolates

Ice cream

3: Which part of the plant do we eat when we have carrots?

Fruit

Stem

Leaf





Root

4:The body needs food to:

Make us laugh

Keep us alive and active

Make us talk

Make us think

5:Which of these is a source of protein?

Rice

Chicken

Fruit

Butter

6:What is the main function of our bones?

To help us think

To help us move

To help us breathe

To store energy

7:Which part of the body helps us to see?

Ears

Nose

Eyes

Hands

8:What helps us to digest food?

Lungs

Stomach

Heart

Bones

9:We wear clothes to:

Sleep

Stay warm and protect our body

Dance

Play games

10:Which of the following is made of cotton?

Woolen sweater

Silk scarf

Cotton shirt

Leather shoes

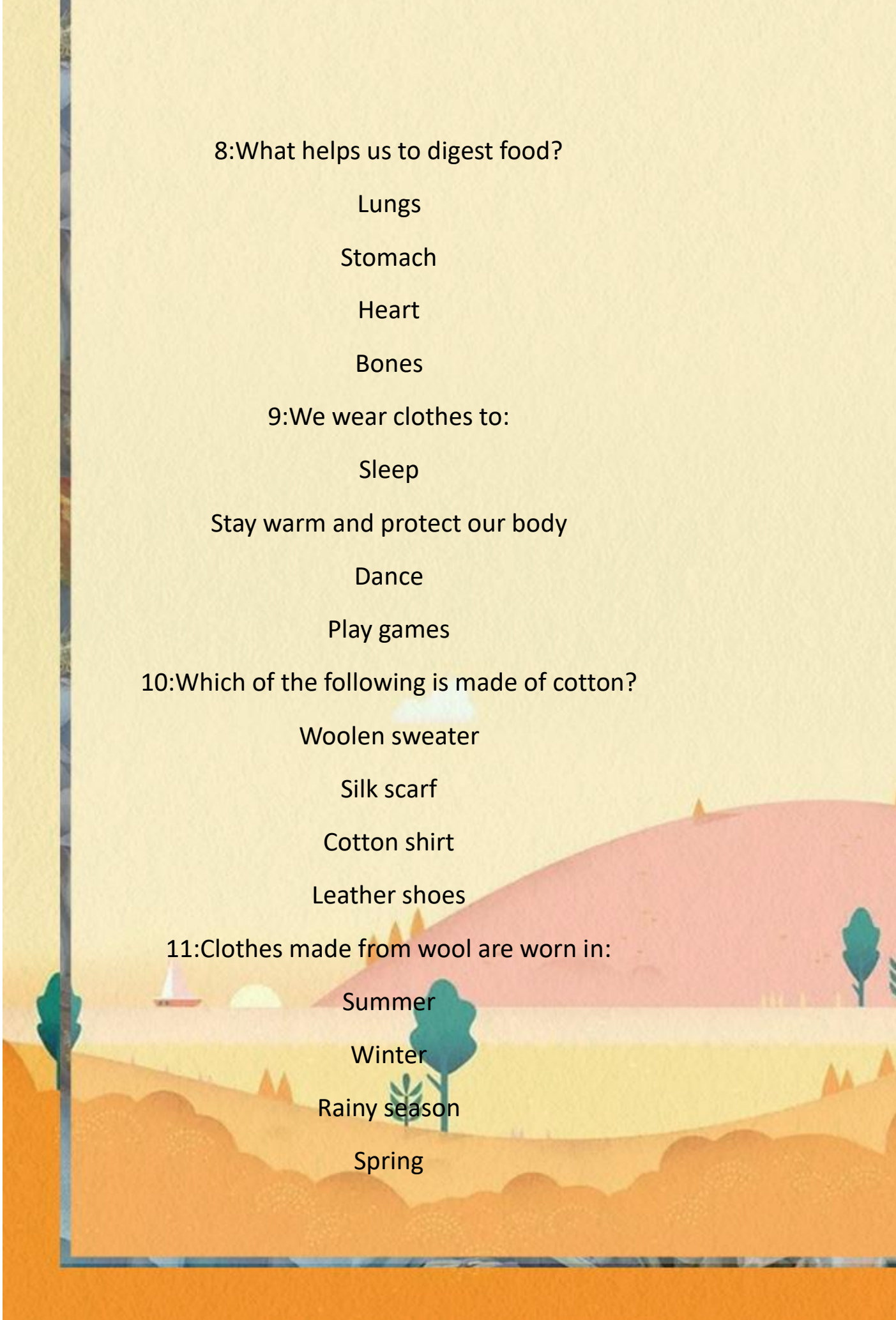
11:Clothes made from wool are worn in:

Summer

Winter

Rainy season

Spring





12:The outer covering of our body is called:

Skin

Hair

Eyes

Nails

13:What is the main reason we need a house?

To sleep only

To stay safe and protected

To play games

To grow plants

14:Which of the following is NOT a type of shelter?

House

Tent

Tree

Television

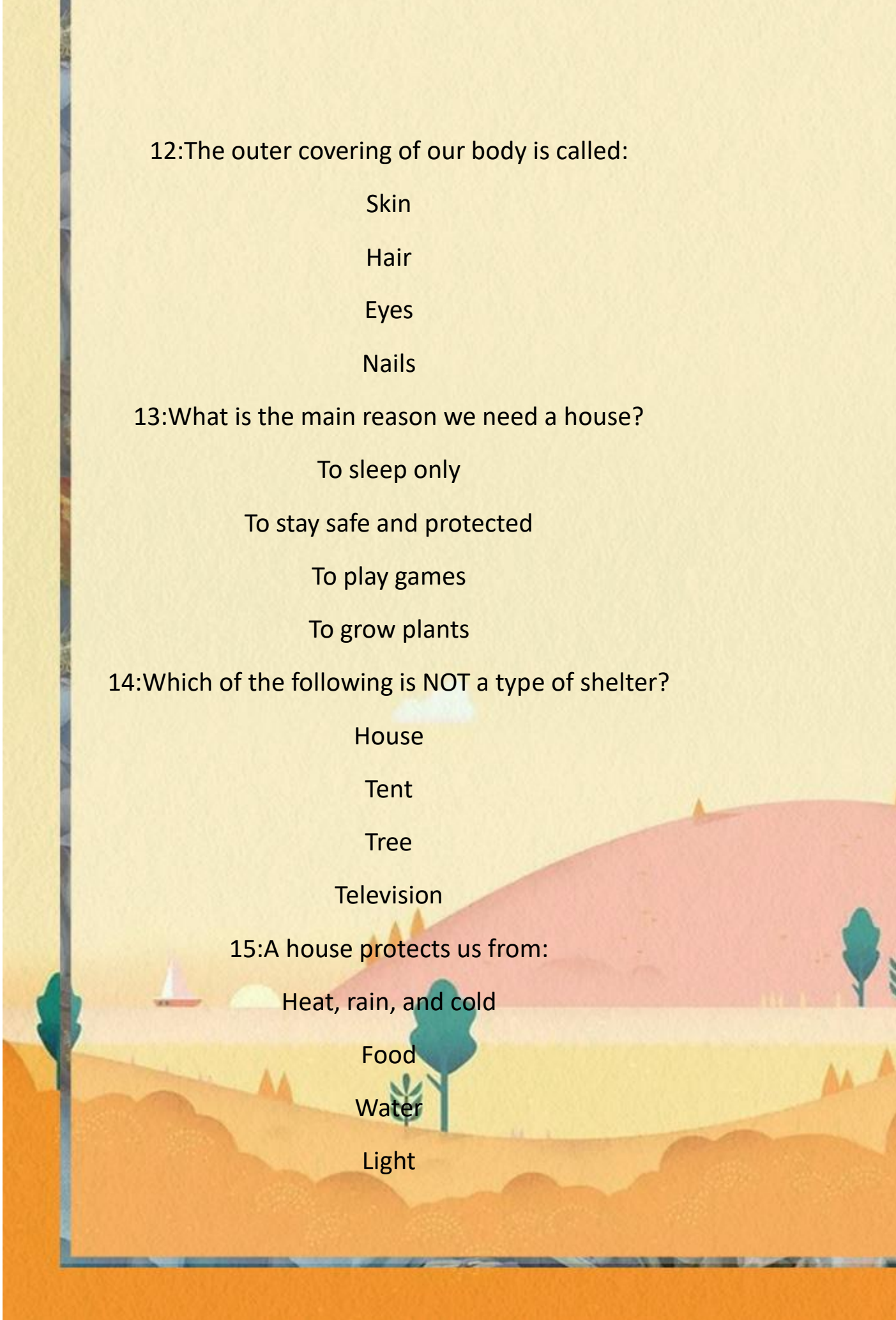
15:A house protects us from:

Heat, rain, and cold

Food

Water

Light



16: Which of these materials is used to build houses in a hot place?

Wood

Mud

Bamboo

Glass

17: Which body part helps us to smell?

Eyes

Nose

Mouth

Hands

18: Which of these is a food we get from animals?

Mango

Milk

C) Carrot

D) Rice

We should drink:

Milk only

Water and milk

Only fruit juice

Water



19:What type of clothes do we wear in rainy season?

Woolen clothes

Cotton clothes

Raincoat and umbrella

Silk clothes

### **B: Project Work**

Every Country has its own special dress. It is called the Traditional dress of that country. On a Scrap book, paste pictures of the traditional dresses of five countries and write their names ,Take help from your parents.

#### **Punjabi**

ਕਾਰਜ ਨੰ -1 ਮਾਤਰਾਵਾਂ (ਮੁਕਤਾ, ਕੰਨਾ, ਸਿਹਾਰੀ, ਬਿਹਾਰੀ) ਵਾਲੇ 5-5 ਸ਼ਬਦ ਆਪਣੀ ਕਾਪੀ ਤੇ ਲਿਖੋ।  
ਕਾਰਜ ਨੰ -2 ਆਪਣੀ ਪੰਜਾਬੀ ਦੀ ਕਿਤਾਬ ਰਬਾਬ ਪ੍ਰਵੇਸ਼ਕਾ ਸੁਲੇਖ ਵਿੱਚ ਪੰਨਾ ਨੰ 2 ਤੋਂ ਲੈ ਕੇ 10 ਤੱਕ ਲਿਖੋ।  
ਕਾਰਜ ਨੰ -3 ਆਪਣੀ ਮਨ ਪਸੰਦ ਦੇ ਪੰਜ ਫਲਾਂ ਦੀਆਂ ਤਸਵੀਰਾਂ ਆਪਣੀ ਕਾਪੀ ਤੇ ਬਣਾ ਕੇ ਉਨ੍ਹਾਂ ਦੇ ਨਾਂ ਲਿਖੋ ਅਤੇ ਰੰਗ ਭਰੋ।

ਚਾਰ ਅੱਖਰਾਂ ਵਾਲੇ ਸ਼ਬਦ



ਕ + ਸ + ਰ + ਤ =



ਬ + ਰ + ਤ + ਨ =



ਅ + ਦ + ਰ + ਕ =



ਅ + ਜ + ਗ + ਰ =



ਪ + ਰ + ਬ + ਤ =



ਸ਼ + ਲ + ਗ + ਮ =



ਸ਼ + ਰ + ਬ + ਤ =



ਬ + ਚ + ਪ + ਨ =



# Computer

## Worksheet (Topic: Working of a Computer)

A. Draw a line to match:

- |             |            |
|-------------|------------|
| 1. Keyboard | a. Output  |
| 2. CPU      | b. Input   |
| 3. Monitor  | c. Process |

B. Fill in the Blanks with the help of hints:

Hints: Monitor, CPU, Keyboard

1. We use a \_\_\_\_\_ to type on a computer.
2. The \_\_\_\_\_ is called the brain of the computer.
3. The \_\_\_\_\_ shows the result.

C. Circle the Correct Stage

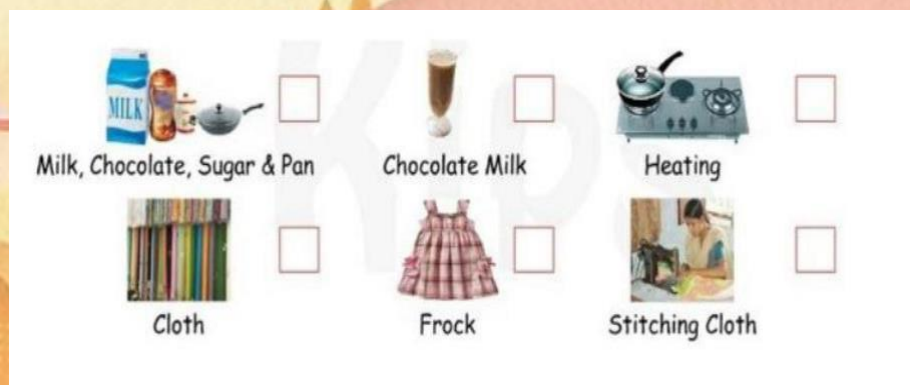
Look at the action and circle the correct stage:

1. Clicking a mouse - Input / Process / Output
2. Solving a sum in the computer - Input / Process / Output
3. Seeing a picture on the screen - Input / Process / Output

D. Draw a simple picture of the IPO cycle.

E. Look at the picture given below. Label the boxes with (I) for Input, (P) for Processing and (O) for Output.

1. Paste the pictures of various types of computers on your ICT notebook.
2. Revise Chapter 1 Wonders of Computer and Chapter 2 Working of a computer.
3. Do the given worksheet on your ICT notebook.



## Hindi\*

सूरज का चित्र बनाकर रंग भरो और पांच लाइन लिखो ।

\*सभी मात्राओं के पांच पांच शब्द लिखें ।

\*पाठ -1 2 3 4 का अभ्यास करो ।

\*गतिविधि - कोई पांच पक्षी और पांच जानवरों के

चित्र चिपकाकर उनके नाम लिखो ।

\*नीचे दिए गए शब्दों के विलोम शब्द लिखो ---

स्वच्छ

खुशबू

अंदर

शुद्ध

लाभ

\*नीचे दिए गए शब्दों के दो दो पर्यायवाची लिखो ।

फूल

सूरज

नदी

बाग।

पेड़

\*छुट्टियों में पठन कौशल के विकास के लिए बच्चे रोज एक पेज पढ़ें ।

